

Appendix i



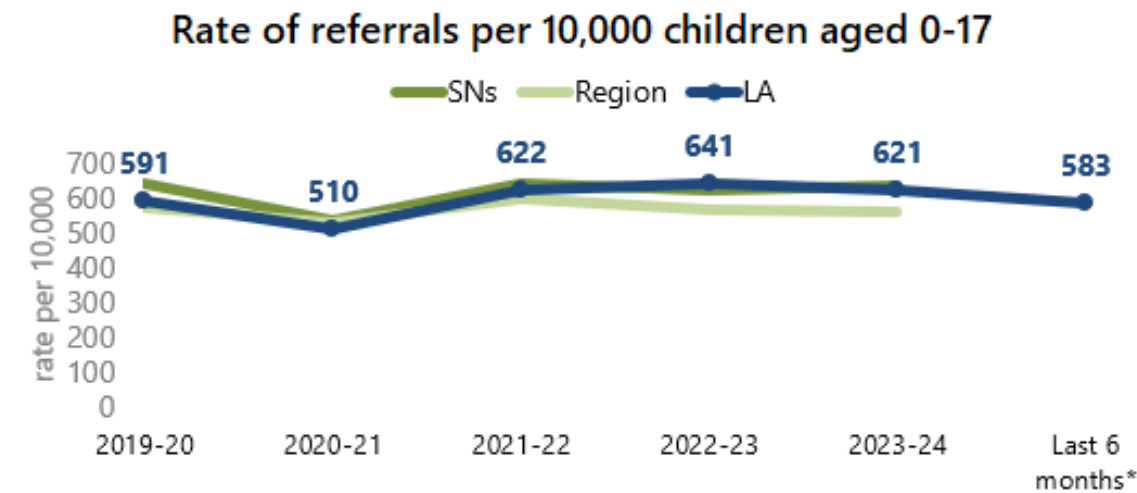
Children's Social Care Performance to June 2025



MASH

Multi Agency Safeguarding Hub,

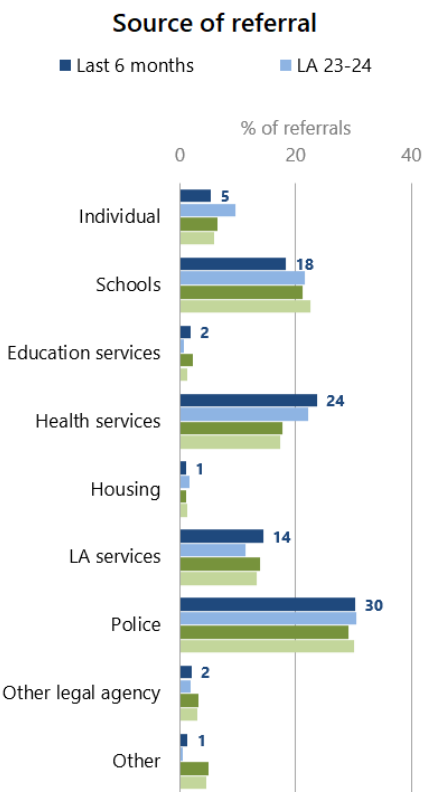
With 1,561 referrals in the past six months, the rate of referrals through MASH to the children’s social care service is lower than in the past 4 years.



*Annualised rate for comparison purposes

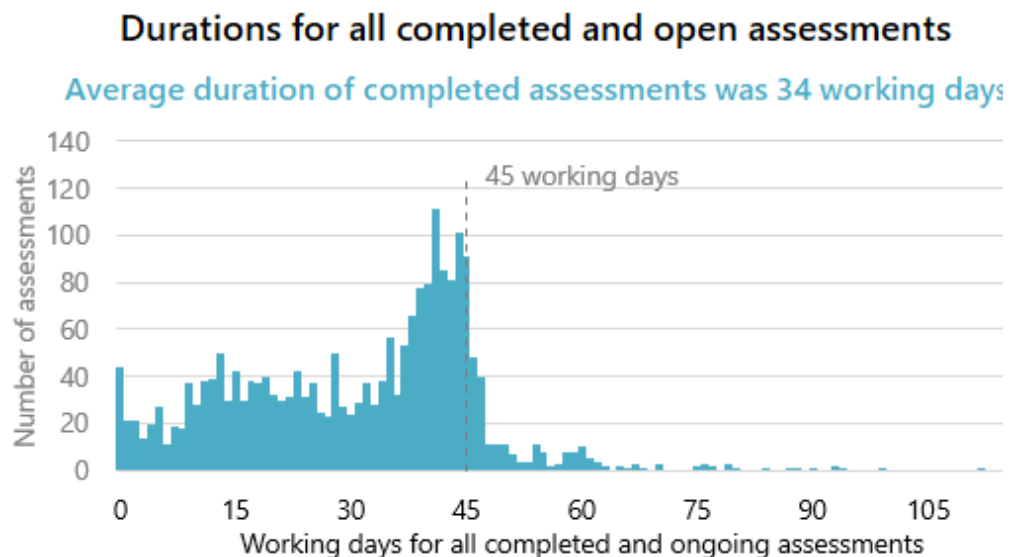


In line with our statistical neighbours and national rates the largest source of referrals to social care is the Police.



CiN

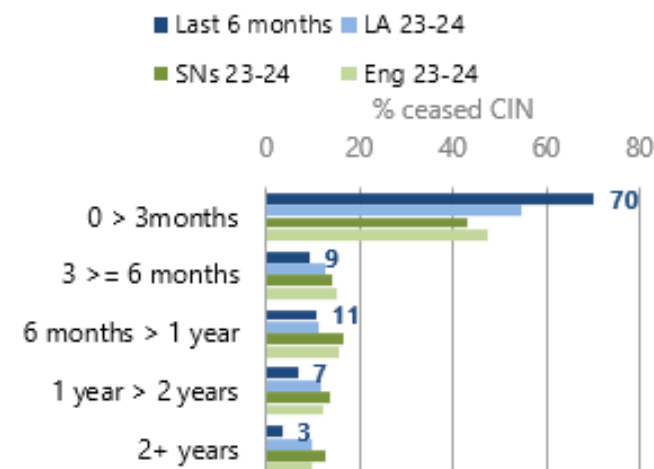
Child in Need plans



87% of Child and Family assessments were completed in the 45 working day timeframe in the past two quarters. Which is higher than the national and London averages.

In Haringey, as with our Statistical Neighbours (SN) and LAs nationally, most CIN plans (70%) last less than 3 months.

Comparing CIN ceased durations

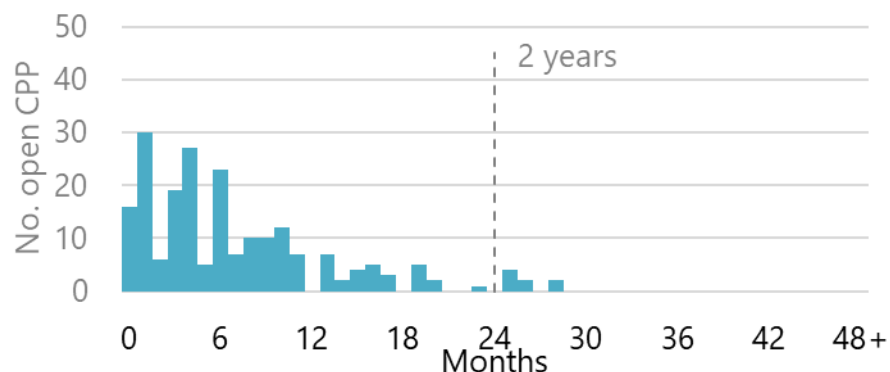


CPP

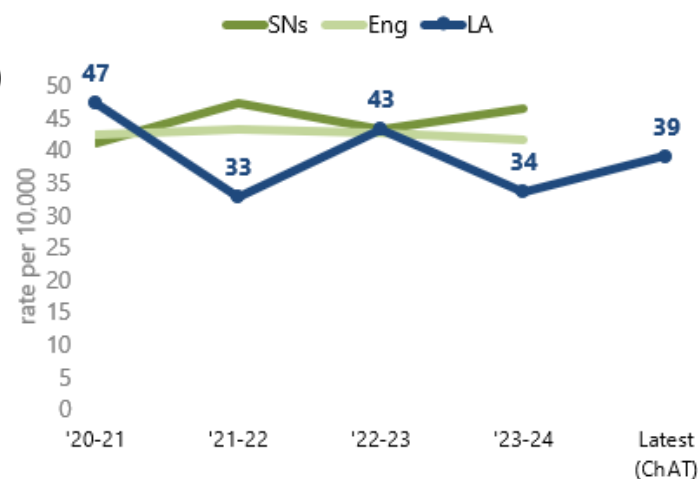
Child Protection Plans

The current rate of 39 (209 children) on child protection plans is in line with the national average.

Most are open for less than 6 months



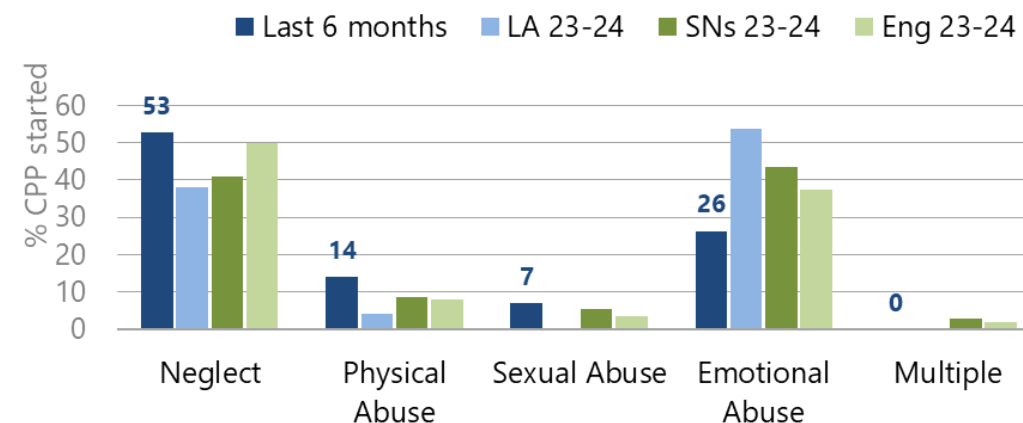
Rate of CPP per 10,000 children aged 0-17



CPP Initial category of abuse

Neglect has increased to replace Emotional Abuse as the main reason in the past 6 months.

The small number starting plans means these figures can be volatile.

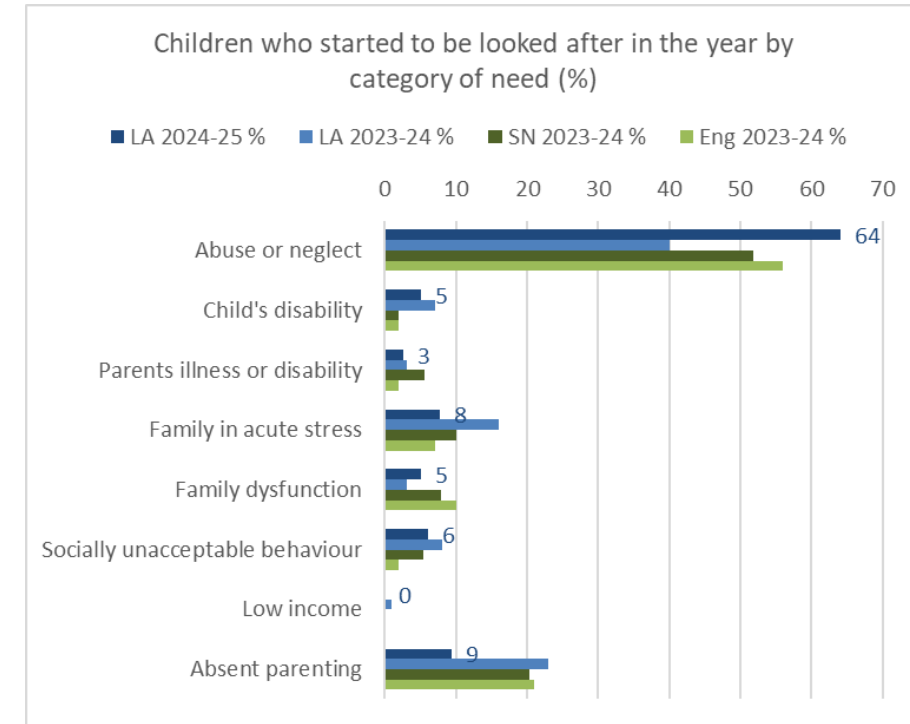
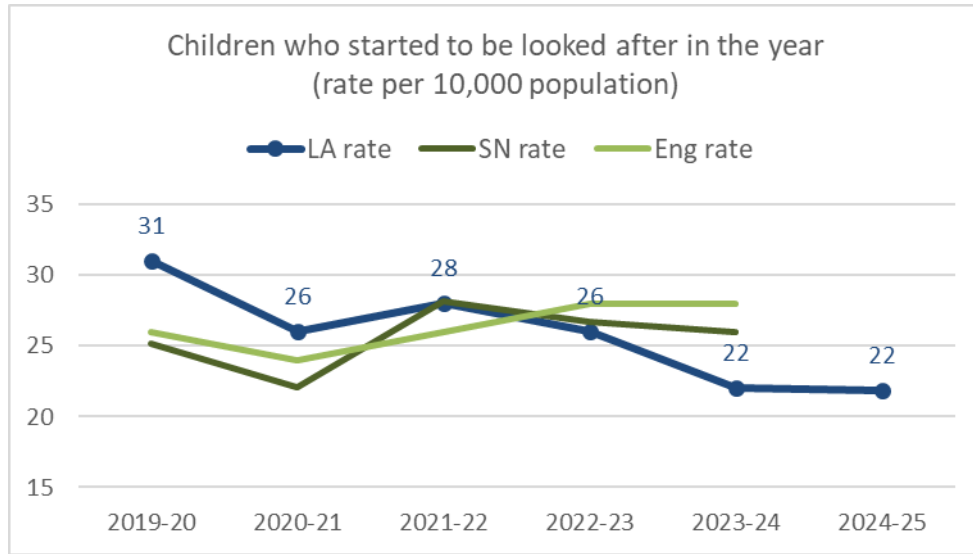


CLA

Children starting to be looked after

117 children started to be looked after in 2024/25, similar number to the previous year, the largest proportion were aged over 16.

	England	SNs	London	2022-23	2023-24	2024-25
Under 1	16%	13%	12%	24.0%	13.0%	15.4%
1 to 4	15%	11%	11%	7.0%	11.0%	12.8%
5 to 9	15%	12%	12%	9.0%	14.0%	8.5%
10 to 15	26%	30%	30%	26.0%	22.0%	27.4%
16 and over	29%	35%	34%	34.0%	40.0%	35.9%



Family in acute stress and absent parenting have fallen as a reason **for starting to be looked after**. Abuse or Neglect continue to be the largest single reason.

CLA

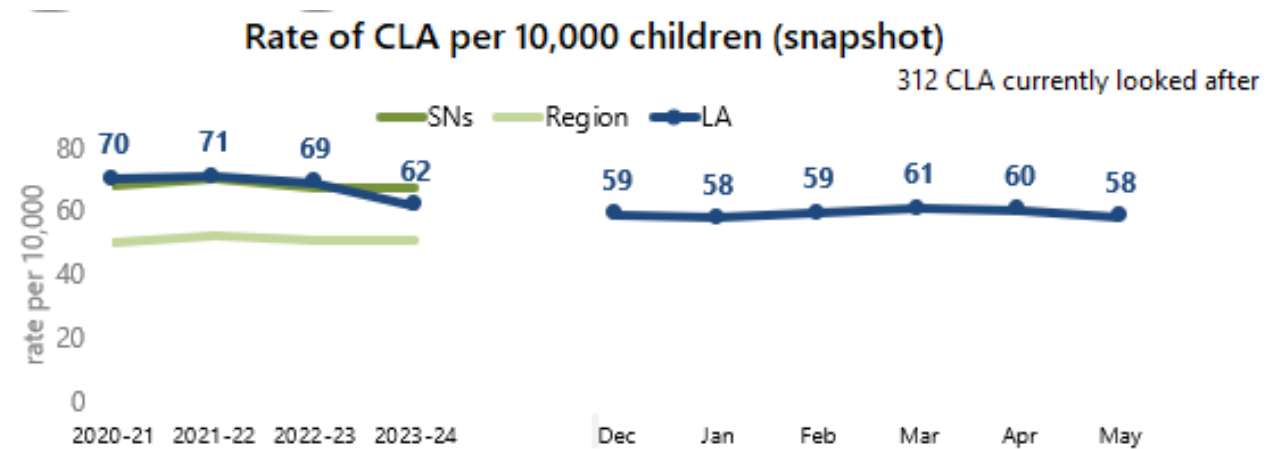
Children looked after



The number of CLA continued to fall in 2024/25 to 325 as of March.

Of the 312 children looked after as at the end of May, 41 are aged 3 or under (19 fewer than in March 2022).

Five of these are placed with parents or family & friends, and one with potential adoptive parents.



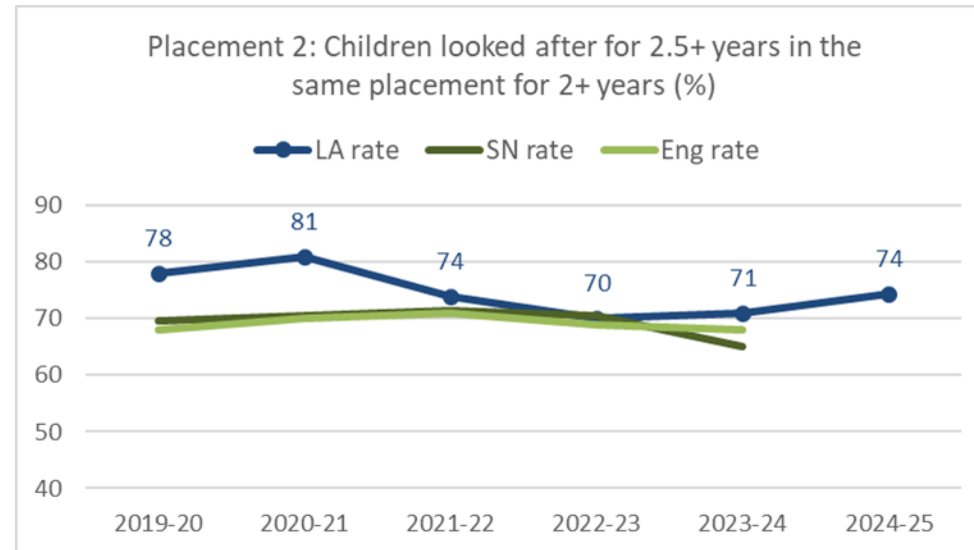
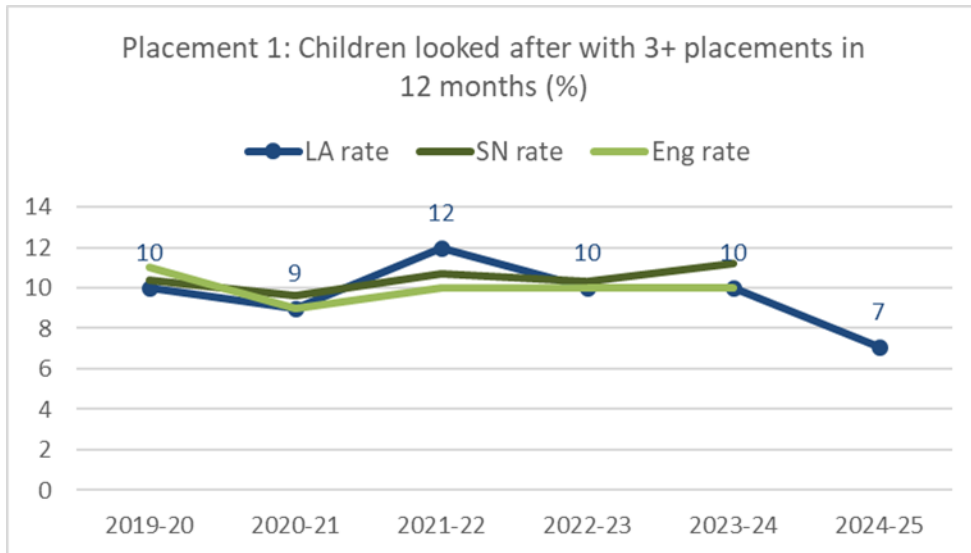
	March 2022	March 2023	March 2024	March 2025	May 2025
All CLA	387	372	334	325	312
Aged 3 or Under	60	54	40	41	41

CLA

Stability of placements



Placement stability is measured as: short term, number of placements in 12 months where a low outcome is generally better; and long term, those in the same placement for over 2 ½ years where a higher percentage is better.

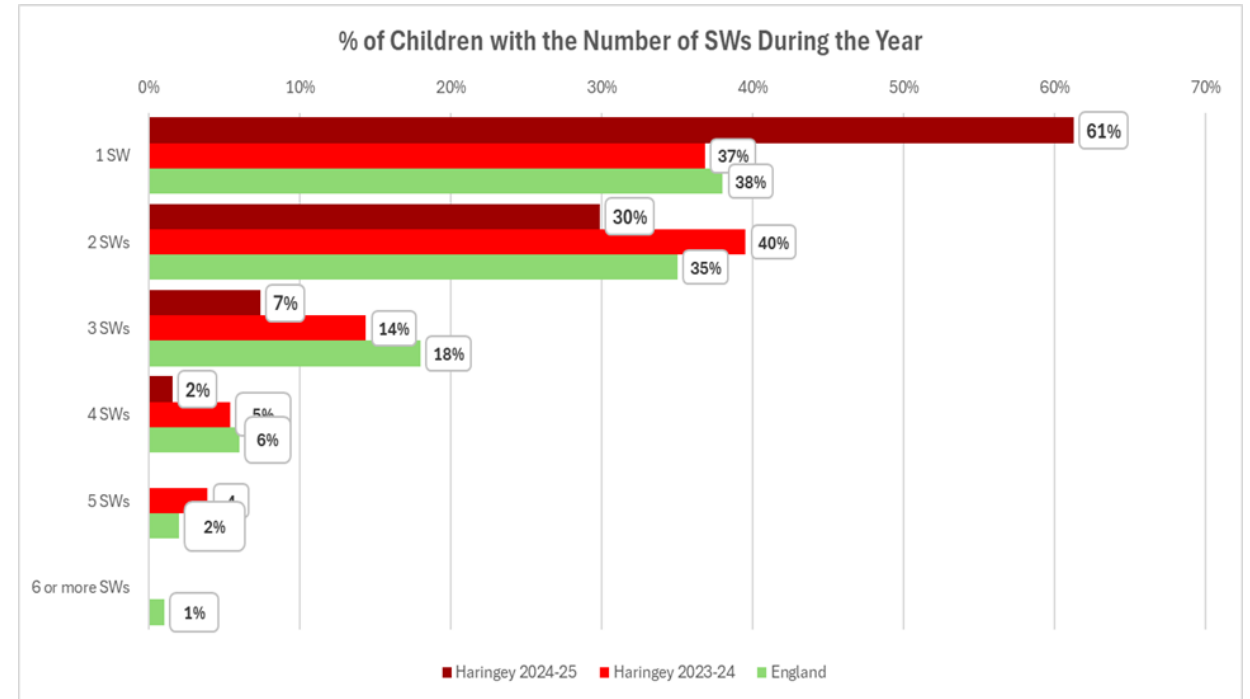
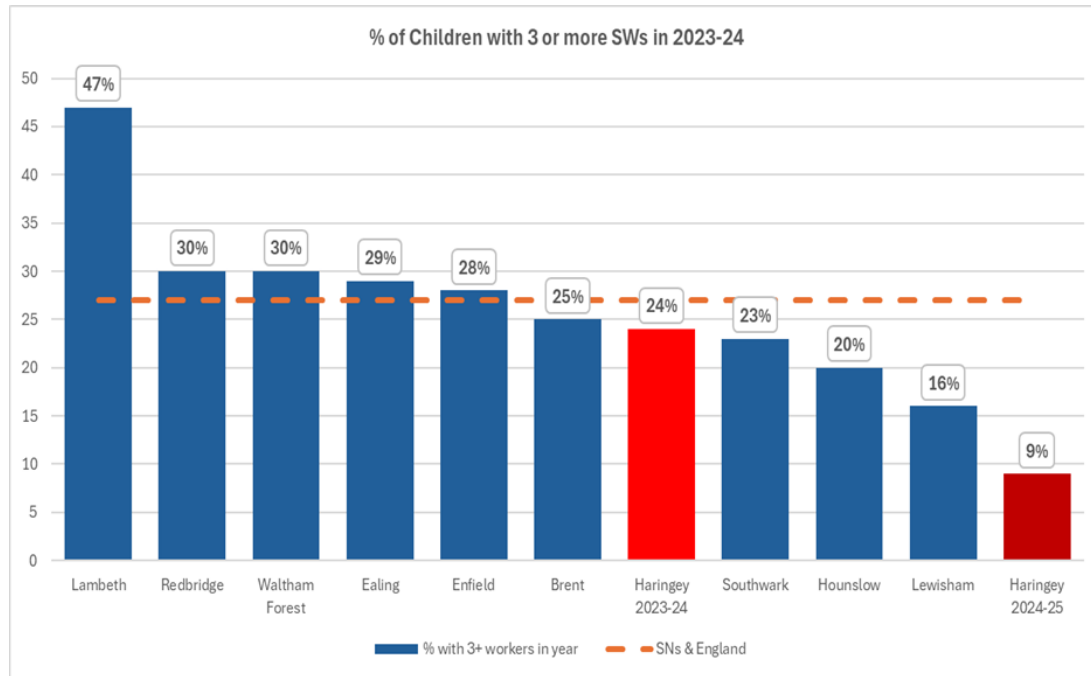


Even starting from a good place we are showing a further improvement against both indicators

CLA

Stability of Social workers

The number of changes of social worker for our CLA decreased last year, giving a very stable position, both when compared with our statistical neighbours and nationally.

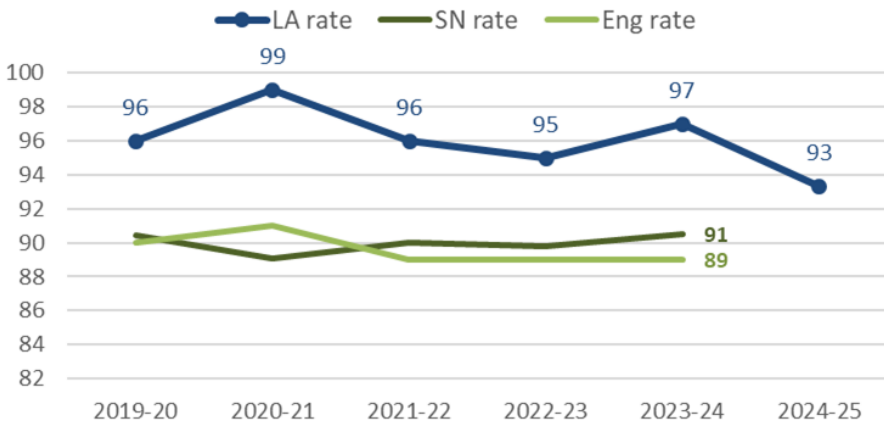


CLA

Health and dental checks



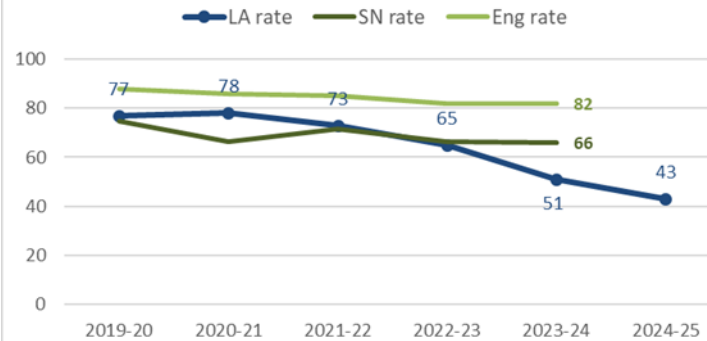
CLA who had their annual health assessment (%)



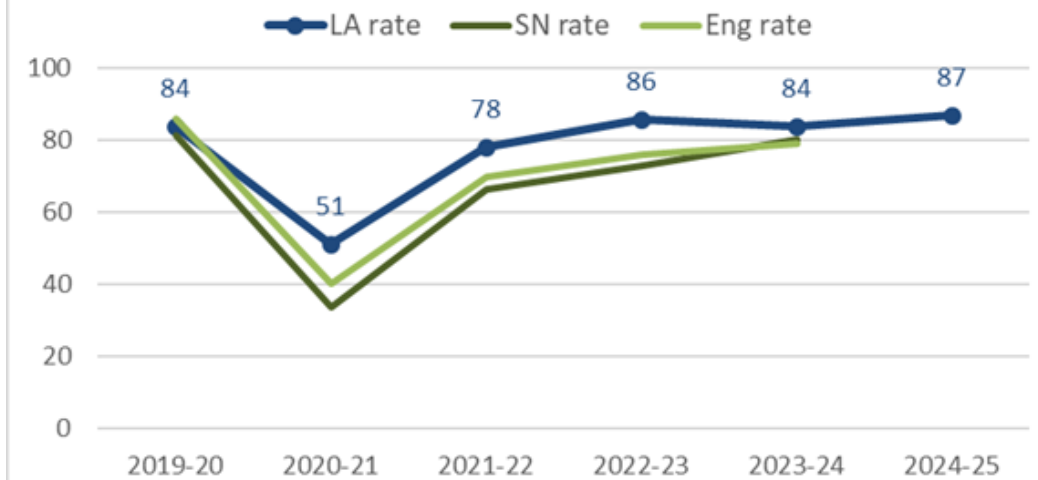
Health assessments (93%) are down but still compare favourably to both SNs and England rates.

Children with up-to-date immunisation reduced further from 51% to 43%, which is below both SNs and England.

CLA whose immunisations were up to date (%)



CLA who had their teeth checked by a dentist (%)



At the end of March 2025, dental checks were at 87%, higher than before the pandemic.

Care Leavers

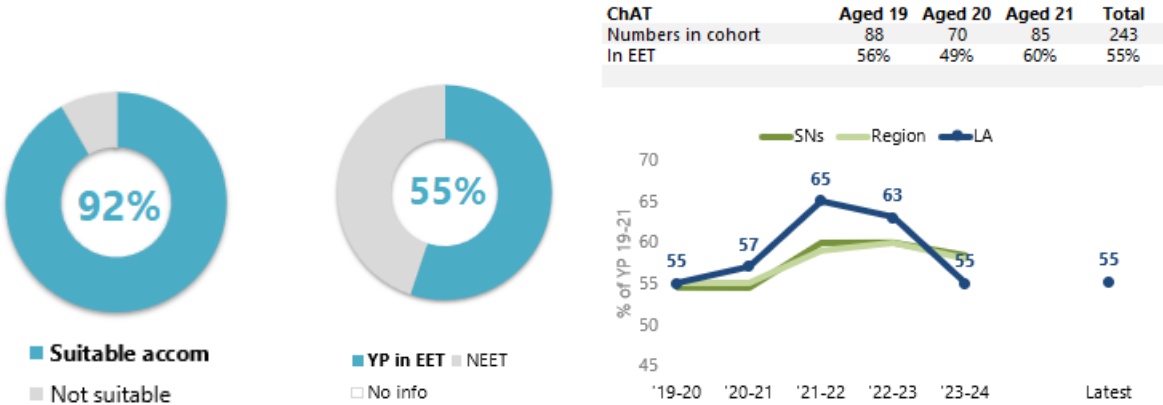
There are now 666 care leavers in receipt of, or eligible for leaving care services. In line with Ofsted definitions, the figure includes young people who are:

		Total
Eligible	Age 16 or 17 Has been looked after for at least 13 weeks since age 14 (can be multiple periods) Currently looked after	89
Relevant	Age 16 or 17 Has been looked after for at least 13 weeks since age 14 (can be multiple periods) Looked after on or after their 16th birthday No longer looked after	9
Former Relevant	Aged between 18 and 25 Previously an eligible or relevant child (see above definitions)	558
Qualifying	Aged between 16 and 21 (or 25 if in education) Looked after on or after their 16th birthday Not looked after for at least 13 weeks since age 14 or privately fostered after the age of 16 but before the age of 18 or were looked after prior to becoming subject to a SGO	10



As of the end of May we were classed as in touch with 100% of our 17-18year old care leavers and 99% of the 19-21 year olds

19-21 year olds Education, Employment, or Training (EET) of 19-21 year olds (former relevant)



55% of 19-21 care leavers in EET is broadly in line with national and local competitors

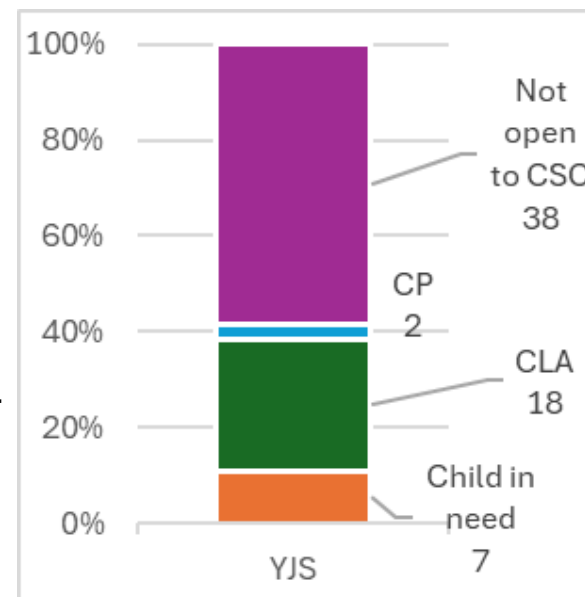
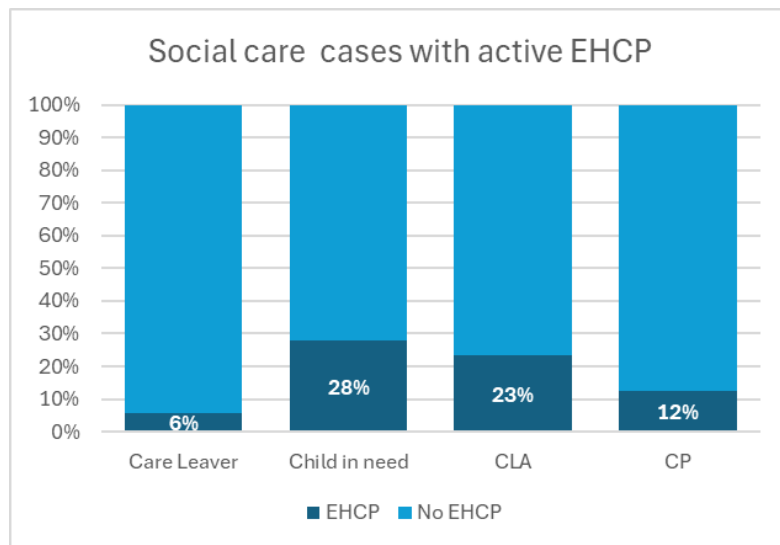
ECHP & Youth Justice

Youth Justice Service

As of the end of May 2025 there were 65 Active Young People on Caseload, this compares to 77 at the end of March 2023.

Of the 65:

- 28% of the current cohort are Children Looked After
- 11% are currently Children in Need
- 3% have an active Child Protection Plan



Haringey
LONDON

Education Health Care plans (EHCPs).

In 2024 the service received 590 requests for new plans, in the first 5 months of 2025 they received 263 requests. 369 were issued last year and 162 in the first 5 months of 2025 with 86% within timescale when excluding exceptional cases.

- 23% of CLA
- 28% of current CIN cases have an EHCP
- 12% of CPP